

# Airlie Australian Share Fund (Managed Fund)

A concentrated, active portfolio of Australian equities.



Ticker: AASF

Fund Update: 31 August 2024

ARSN: 623 378 487

## FUND FEATURES

- Access to an experienced, proven investment team specialising in Australian Equities, with a long track record of prudent common-sense investing.
- A conservative and robust investment process that focuses the team's energies on their 'best ideas'.

## FUND FACTS

### Investment Objective

To provide long-term capital growth and regular income through investment in Australian equities.

### Investment Strategy

- Long only, bottom up specialised and focused Australian equities fund
- Concentrated portfolio of 15-35 stocks (target 25)
- Active, high conviction approach - Airlie's 'best ideas'

### Investment Risks

All investments carry risk. While it is not possible to identify every risk relevant to an investment in a fund, we have provided details of risks in the Fund's Product Disclosure Statement. You can view the PDS for the Fund on Airlie's website:

[www.airlifundsmmanagement.com.au](http://www.airlifundsmmanagement.com.au)

Inception Date	1 June 2018
Benchmark	S&P/ASX 200 Accum. Index
Portfolio Size	AUD \$705.0 million
Distribution Frequency	Semi-annually
Management Fee <sup>^</sup>	0.78% p.a. (inclusive of net effect of GST)
Ticker	AASF
APIR	MGE9705AU
Minimum Initial Investment <sup>#</sup>	AUD\$10,000
Buy/Sell Spread <sup>#</sup>	0.14%/0.14%

<sup>^</sup> Transaction costs may also apply – refer to the Product Disclosure Statement. All fees are inclusive of the net effect of GST.


<sup>#</sup> only applicable to investors who apply for units directly with the fund.

## PORTFOLIO MANAGERS



### Emma Fisher

Over 13 years investment experience. Formerly an investment analyst within the Australian equities team at Fidelity International and prior to that Nomura Securities.



### Matt Williams

Matt has over 25 years industry experience. Matt joined Airlie in July 2016 managing Australian share strategies for institutional clients and is co-portfolio manager for the Airlie Australian Share Fund for retail clients.

Visit [www.airlieaustraliansharefund.com.au](http://www.airlieaustraliansharefund.com.au) for more information, including: fund performance, unit prices and iNAV, investment insights, PDS & forms.

## PERFORMANCE\*

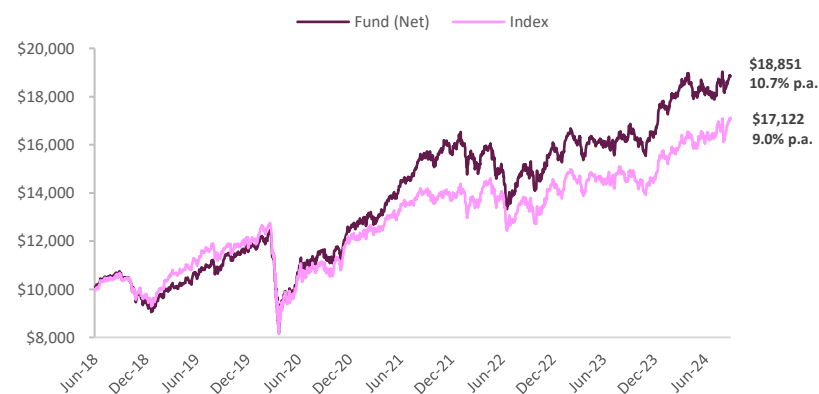
	Fund (%)	Benchmark (%)	Excess (%)
1 Month	-0.9	0.5	-1.4
3 Months	3.8	5.7	-1.9
6 Months	2.5	7.0	-4.5
1 Year	12.3	14.9	-2.6
3 Years (p.a.)	6.6	6.7	-0.1
5 Years (p.a.)	11.3	8.1	3.2
Since Inception (p.a.)	10.7	9.0	1.7

Past performance is not a reliable indicator of future performance.

## TOP 10 POSITIONS (ALPHABETICAL ORDER)

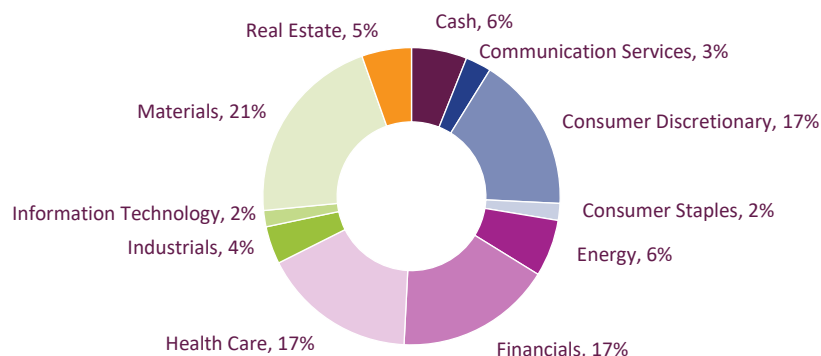
Company	Sector**
Ampol Ltd	Energy
Aristocrat Leisure Ltd	Consumer Discretionary
BHP Group Ltd	Materials
Commonwealth Bank of Australia	Financials
CSL Ltd	Health Care
James Hardie Industries	Materials
Macquarie Group Ltd	Financials
National Australia Bank Ltd	Financials
ResMed Inc	Health Care
Seven Group Holdings Ltd	Industrials

## PERFORMANCE CHART GROWTH OF AUD \$10,000\*



Past performance is not a reliable indicator of future performance.

## PORTFOLIO POSITIONING\*\*



\* Calculations are based on exit price with distributions reinvested, after ongoing fees and expenses but excluding individual tax, member fees and entry fees (if applicable). Returns denoted in AUD.

\*\* Based on GICS Sector classification, may not sum to 100% due to rounding.

**Important Information:** Units in the fund(s) referred to herein are issued by Magellan Asset Management Limited (ABN 31 120 593 946, AFS Licence No. 304 301) trading as Airlie Funds Management ('Airlie'). This material is issued by Airlie and has been prepared for general information purposes only and must not be construed as investment advice or as an investment recommendation. This material does not take into account your investment objectives, financial situation or particular needs. This material does not constitute an offer or inducement to engage in an investment activity nor does it form part of any offer documentation, offer or invitation to purchase, sell or subscribe for interests in any type of investment product or service. You should obtain and consider the relevant Product Disclosure Statement ('PDS') and Target Market Determination ('TMD') and consider obtaining professional investment advice tailored to your specific circumstances before making a decision to acquire, or continue to hold, the relevant financial product. A copy of the relevant PDS and TMD relating to an Airlie financial product may be obtained by calling +61 2 9235 4760 or by visiting [www.airlifundsmangement.com.au](http://www.airlifundsmangement.com.au). Past performance is not necessarily indicative of future results and no person guarantees the future performance of any fund, the amount or timing of any return from it, that asset allocations will be met, that it will be able to implement its investment strategy or that its investment objectives will be achieved. No representation or warranty is made with respect to the accuracy or completeness of any of the information contained in this material. Airlie will not be responsible or liable for any losses arising from your use or reliance upon any part of the information contained in this material. Further information regarding any benchmark referred to herein can be found at [www.airlifundsmangement.com.au/benchmark-information](http://www.airlifundsmangement.com.au/benchmark-information). Any third-party trademarks contained herein are used for information purposes only and are the property of their respective owners. Airlie claims no ownership in, nor any affiliation with, such trademarks. This material and the information contained within it may not be reproduced, or disclosed, in whole or in part, without the prior written consent of Airlie.

AASF45535